

Institutional Research Newsletter

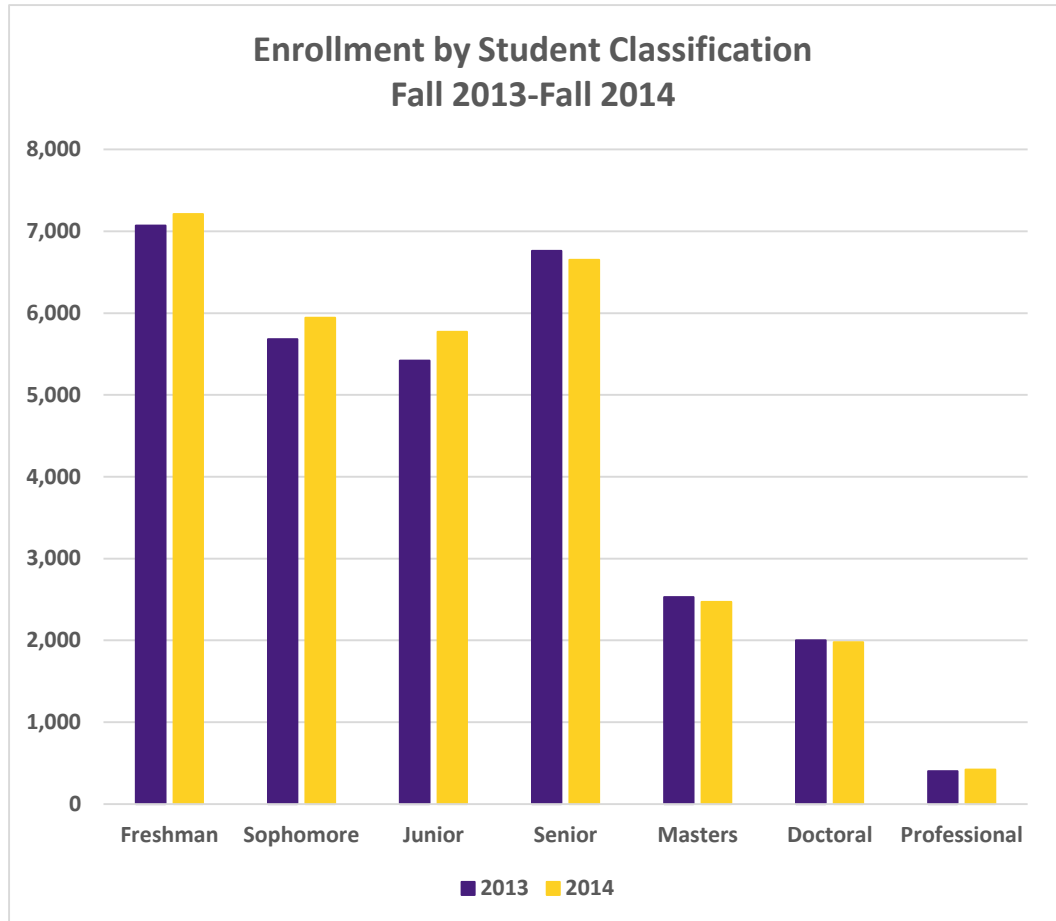
In this Issue:

Fall 2014 Enrollment Profile

Undergraduate Enrollment by College

New Freshmen Profile

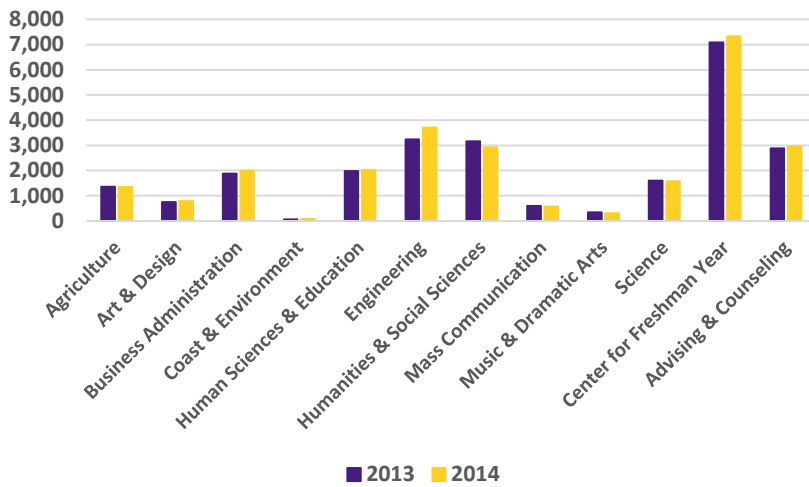
Fall 2014 Enrollment Profile



Enrollment Summary

With a total of 30,451 students in Fall 2014, Louisiana State University has its largest enrollment since 2005. The class has grown 2% from Fall 2013's total enrollment of 29,865. In Fall 2014, LSU has 7,212 Freshmen, a 2% growth from Fall 2013. The university also has increases in Sophomores (5,942, +5%), Juniors (5,772, +7%), and Professionals (423, +5%). Seniors (6,651, -2%), Masters (2,471, -2%) and Doctoral classifications (1,980, -1%) all have seen slight decreases in Fall 2014 compared to Fall 2013. In total, 25,577 students are undergraduates and 4,874 are graduates and professionals. There are 14,734 male students (48%) and 15,717 female students (52%) in Fall 2014.

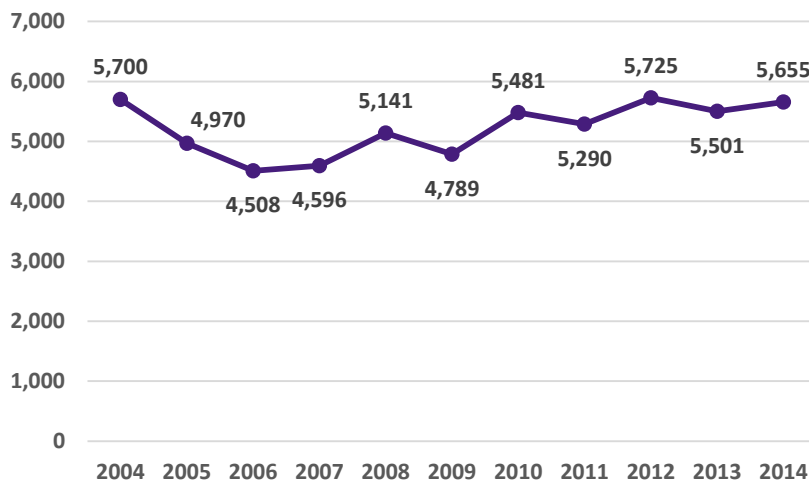
Undergraduate Enrollment by College Fall 2013-Fall 2014



Enrollment by College

Louisiana State University has seen substantial growth from 2013 to 2014 in five of its degree granting colleges. The College of Engineering has the highest growth, with a 15% increase in enrollment. Next is the School of the Coast & Environment, with an 11% increase, followed by the College of Business (6%), the College of Art & Design (5%), and the College of Human Sciences & Education (2%). The College of Engineering also has the highest overall enrollment, with 3,711 undergraduates in Fall 2014.

New Freshmen Enrollment Fall 2004-Fall 2014



New Freshmen

LSU's new freshmen enrollment totals 5,655, the third highest ever. In Fall 2014, 3,026 freshmen are female (54%) and 2,629 are male (46%). 4,481 (79%) new freshmen are from Louisiana, 1,093 (19%) are from out of state, and 81 (1%) are international students. 4,104 new freshmen are white (73%), 678 are black (12%), and 873 (15%) are in other racial/ethnic categories. In addition to enrollment growth, Louisiana State University has its highest new freshmen average ACT Composite score ever in 2014, 25.6, rising from 25.5 in Fall 2013.

Did You Know?

Louisiana State University began the LSU Online program in Spring 2013, with a total of 17 students enrolled in the second Spring module. In the first Fall 2014 module, Online enrollment totals 304 students, growing by 287 students since the inception of the online program. Currently, students can choose LSU Online programs from the colleges of Business, Engineering, and Human Sciences & Education.

For more information about Fall 2014 Enrollment and LSU Online Enrollment, please visit the Office of Budget & Planning website:

http://www.bgtplan.lsu.edu/Student%20Data%20Reports/index_14dayenrpt.htm.