

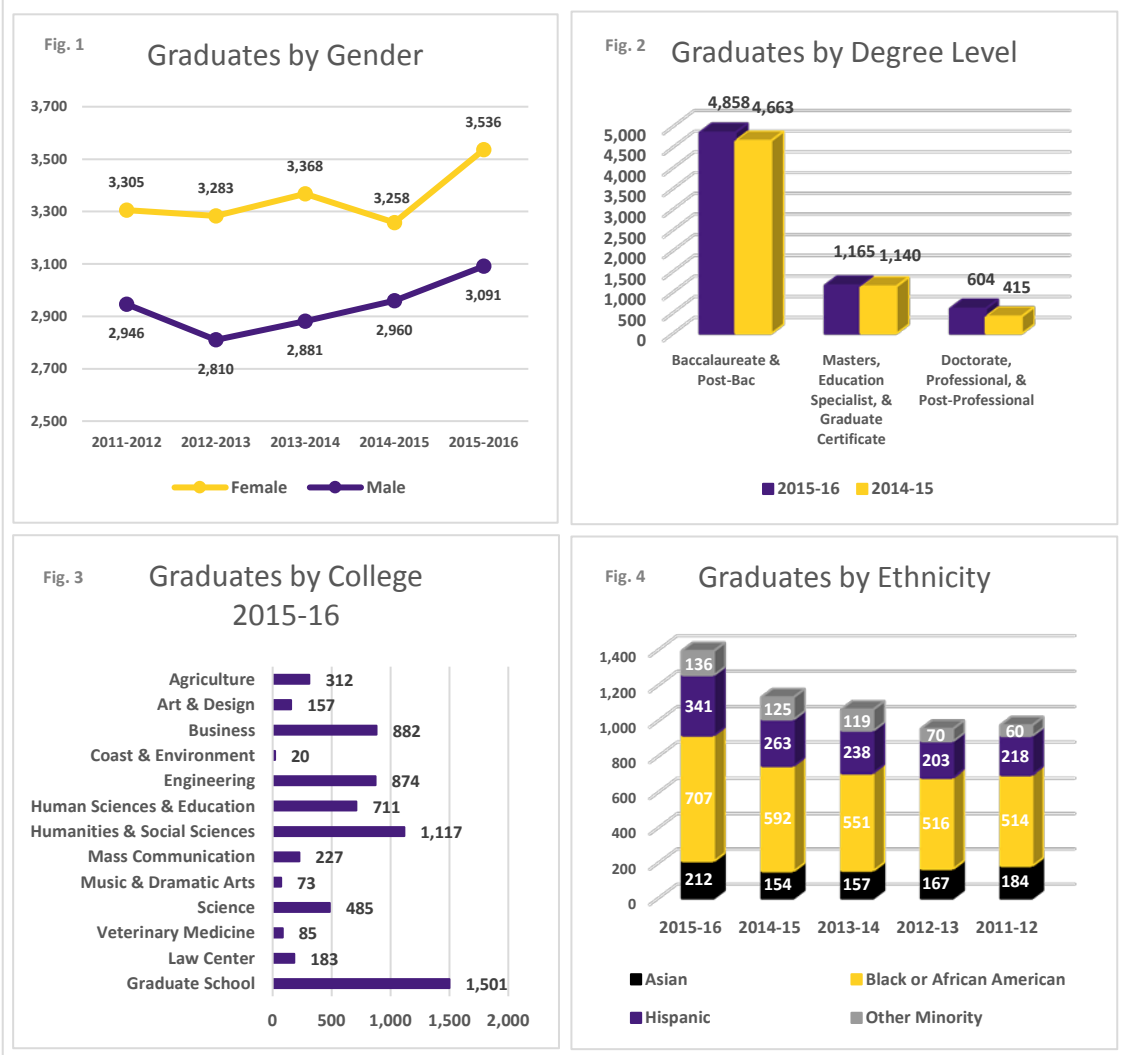
**In this Issue:**

Class of 2015-2016 Highlights

Financial Aid Awards and STEM Graduates

Geographic Origin of Degree Recipients

## 2015-2016 Degrees Awarded

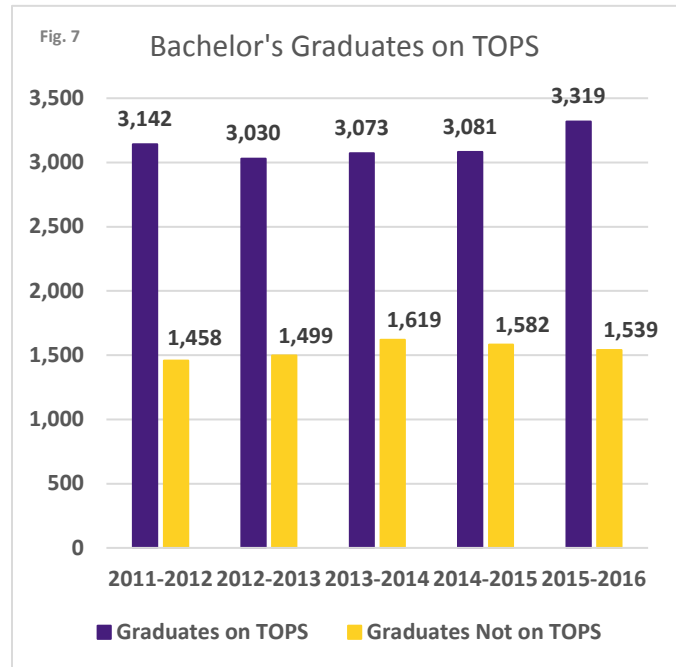
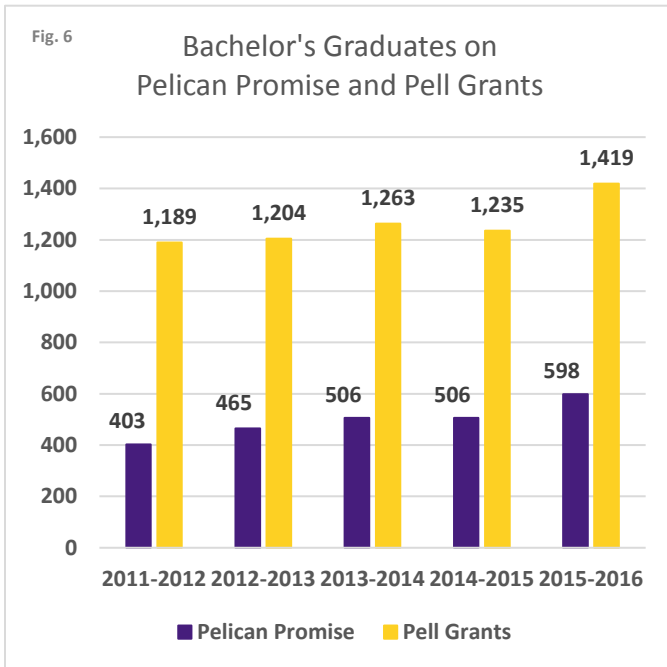
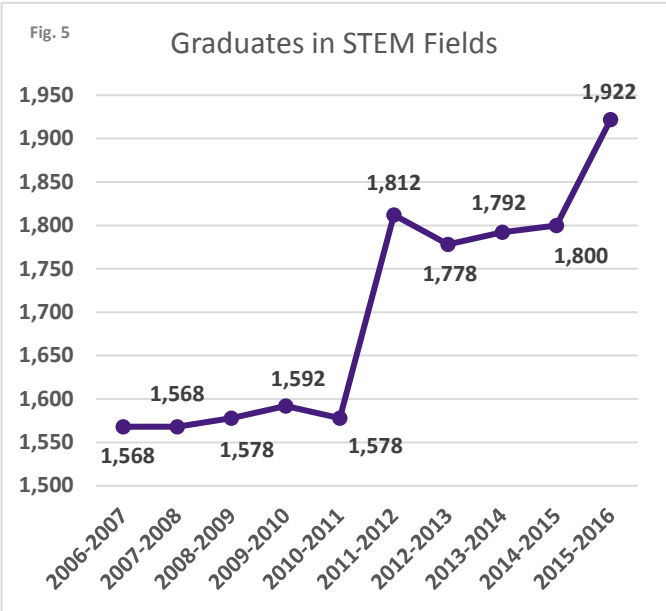


## Degree Breakdown

With 6,627 degrees awarded in 2015-16, Louisiana State University had its largest graduating class ever. As shown in Figure 1, 3,091 (47%) of the graduates were male and 3,536 (53%) were female. In addition, LSU's degree count increased between 2014-15 and 2015-16 in each of the three degree levels (Figure 2): 4,858 Bachelor's degrees (4% increase), 1,165 Masters degrees (2% increase), and 604 Doctoral and Professional degrees were awarded (46% increase, due to the addition of LSU Law Center). Presented in Figure 3 is a breakdown of degrees awarded by college. This year, the Colleges of Engineering, Human Sciences & Education, Coast & Environment, and the School of Veterinary Medicine each had their highest degree counts ever. Finally, LSU's minority graduates had substantial growth from 2011-12 to 2015-16 (Figure 4), increasing 38% for Black graduates, 56% for Hispanic graduates, 15% for Asian graduates, and 127% for other minority graduates.

## STEM Graduates and Graduates Receiving Financial Aid Awards

LSU continues to increase the number of degrees awarded in Science, Technology, Engineering, and Math (STEM) fields (Figure 5). Between 2014-15 and 2015-16 LSU STEM degrees increased by 7%. In total, from 2006-07 to 2015-16, the number of STEM graduates increased by 226%. Figure 6 presents the number of graduates on Pelican Promise and Pell Grants. In 2011-12, 403 students graduated with Pelican Promise. In 2015-16, the number rose to 598, an increase of 48%. Likewise in 2011-12, 1,189 students graduated with Pell, while in 2015-16, 1,419 graduated with the Pell award, an increase of 19%. Finally, as illustrated in Figure 7, in 2015-16, 3,319 graduates were on TOPS, an 8% increase from 2014-15.



## Did You Know?

LSU has also expanded its graduate count by geographic location. The 2015-16 year saw a record number of out-of-state degrees awarded, 1,380. In states with over 25 degrees awarded, California (73 degrees awarded), Georgia (96), Illinois (38), Maryland (38), and North Carolina (38) all set records. 2015-16 also has the largest number of degrees granted to students from Louisiana, 4,817, a 1% change from the previous record, 4,780, in 2002-03.

For more information about LSU Degrees Awarded, please visit the Office of Budget & Planning website:  
<http://www.lsu.edu/bgtplan/studentdatareport/grading-class-profile/university-graduating-class-profile.php>.

