

In this Issue:

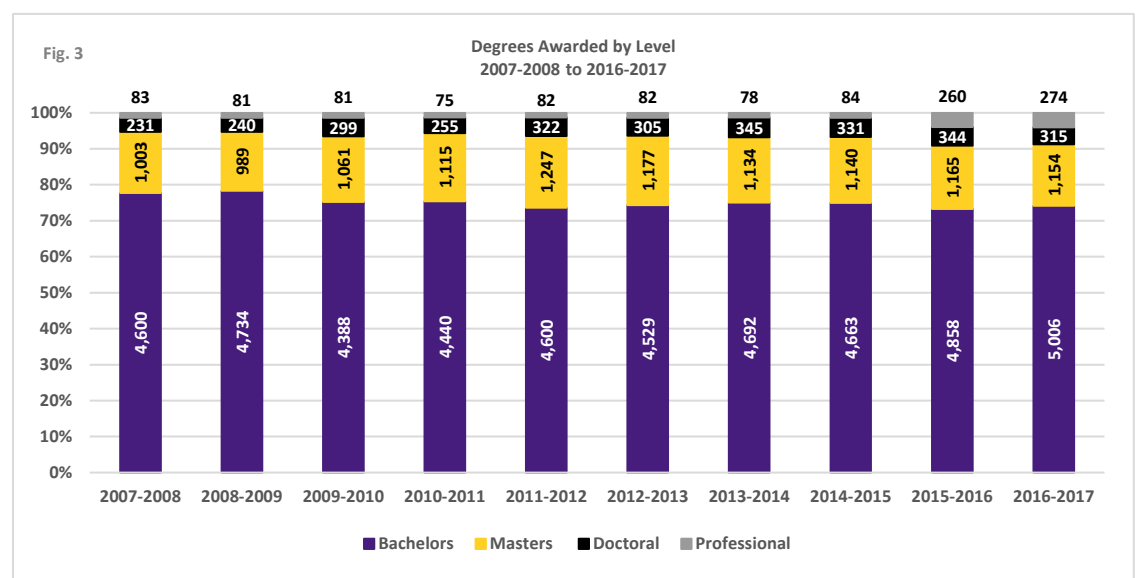
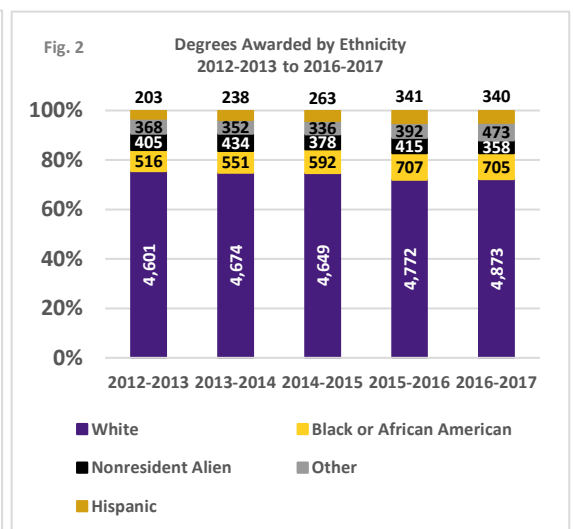
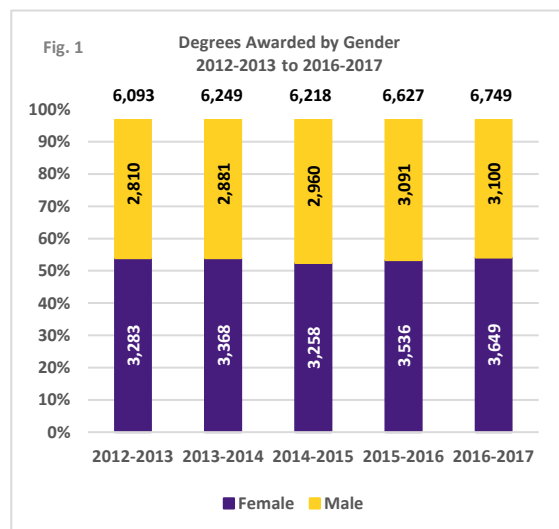
Graduates by Gender, Ethnicity, and Degree Level

Record-Breaking Number of Degrees Awarded

Graduates by Parish, State, and Country

2016-2017 Degrees Awarded

With 6,749 degrees awarded in 2016-17, Louisiana State University had its largest graduating class. The 2016-17 graduates consisted of 3,100 males and 3,649 females (Figure 1). Between 2012-13 and 2016-17, male graduates increased 10% and female graduates increased 11%. As displayed in Figure 2, LSU's minority graduates grew substantially from 2012-13 to 2016-17. Hispanic graduates increased 7%, Black or African American graduates increased 4%, and Other graduates (American Indian or Alaska Native, Asian, Native Hawaiian or other Pacific Islander, Two or More races, and those of Unknown ethnicity) increased 3%. In the ten-year period from 2007-08 to 2016-17 (Figure 3), the number of Bachelor's degrees awarded increased 9%, Masters degrees increased 15%, and Doctoral degrees increased 4%. Law degrees are included in the counts for the figures below in 2015-16 and in 2016-17.





LSU awarded the most degrees in University history in 2016-17.




The Colleges of Humanities & Social Sciences and Engineering awarded the most undergraduate degrees in 2016-17.



2016-17 had the most degrees awarded to students from Louisiana in LSU history.



2016-17 had the highest number of degrees awarded to students on TOPS and Pelican Promise in LSU history.



2016-17 had the most degrees awarded to Asian, White, and students of Two or More Races in LSU history.

LSU Graduates by the Numbers:

The 6,749 degrees awarded in 2016-17 represent a 2% increase over the 6,627 awarded in 2015-16.

The Colleges of Humanities & Social Sciences (1,040) and Engineering (1,037) had the most undergraduate degrees awarded in 2016-17. Business (963), Human Sciences & Education (752), and Science (477) rounded out the top five.

The 5,027 degrees awarded to students from Louisiana were a new record for LSU. In addition, the number of degrees awarded to students with TOPS (3,947) and Pelican Promise (692) were also the most in LSU history.

LSU awarded 227 degrees to Asian students, 178 degrees to students of Two or More races, and 4,873 degrees to White students, all University records.

Did You Know?

LSU graduates come from all over Louisiana, the United States, and the world. Of the 5,027 degrees awarded to students from Louisiana, the five parishes with the most graduates were: East Baton Rouge (1,458), Jefferson (619), St. Tammany (537), Ascension (307), and Orleans (305). The following other states had the highest number of degrees awarded to graduates: Texas (463), Florida (94), Georgia (85), Mississippi (66), and California (65). Outside of the United States, the countries with the highest number of degrees awarded were China (86), India (49), Iran (19), Honduras (13), and Nigeria (13).

For more information about the LSU 2016-17 graduating class, please visit the Office of Budget & Planning website: <http://www.lsu.edu/bgtplan/studentdatareport/grading-class-profile/university-graduating-class-profile.php>.

